

# Biodiversity Bingo



## What Is this Activity?

How many different kinds of plants and animals live in your neighborhood? You might be surprised by the answer! In this scavenger hunt bingo game, your child will document the range of living things in your neighborhood.



Exploring your world,  
one mission at a time  
[pbskids.org/plumlanding](http://pbskids.org/plumlanding)

**Topic**  
biodiversity,  
what lives in your  
neighborhood

**Activity Type**  
outdoor

**Activity Time**  
60 minutes

## ACTIVITY

### Part A

#### What You'll Need

- *Biodiversity Bingo!* handout
- Pen or pencil
- Clipboard or other hard surface
- Magnifying glasses (if possible)
- Gardening trowel or other small shovels (if possible)

#### Bingo!

Talk about the plants and animals in your neighborhood and jot their names in your field notebook. Then, grab your *Biodiversity Bingo!* boards, pencils, and notebooks and head outdoors to explore your neighborhood.

- 1 Go over the items on the bingo board, and explain that “animals with 6 legs” are insects, such as ants and bees; “animals with 8 legs” are spiders; and “animals with 2 legs” can be either birds or people.
- 2 Explain the rules of bingo: cross off items when you see them, and shout “BINGO!” after you have crossed off five in a row.
- 3 Don't be afraid to get muddy! Look for insects in sidewalk cracks or in the grass and show how to gently turn over the soil to look for worms or other organisms.

You don't need to pick plants or pick up bugs to prove you've found them; just observe and check them off on the bingo board.



CONNECT WITH US



PLUM LANDING is produced by WGBH Boston


MAJOR FUNDING



ADDITIONAL FUNDING



## Part B



### What Lives in our Neighborhood?

When you're all done, have a look at your child's bingo board. Which items were the easiest to find? The hardest?

Talk with your child about biodiversity—the variety of living things found in a given place.

#### Ask:

- How many plants and animals did you name at the beginning of this game? How many different kinds of living things did you find? Does this surprise you?
- Did you know there was so much variety in our neighborhood before you played *Biodiversity Bingo*?

## EXPLORE SOME MORE

### Zoom in on Plants

Return to some of the plants you and your family crossed off on your boards and make drawings of them in your field notebook. Be sure to show identifying features, such as the color and number of petals the flowers have, the size and shape of leaves, and what the stems look like. Ask your child to describe and compare the plants. Are they smooth? Hairy? Green? Big leaves or small leaves? What are the leaves shaped like?

### What's that Plant?

Try to find an illustrated guide to the trees and flowering plants in your region, and identify by name some of the trees and flowers you found. The Arbor Day Foundation has an online tree identification field guide. The National Audubon Society publishes a variety of online nature guides and apps as well.

### Nature Wreath

Collect leaves, acorns, twigs, and other natural items that catch your child's eye (be sure that you collect only items that have fallen to the ground and that you do not pick live plants). Back indoors, pull out paper, glue sticks, and other craft supplies. Have your child make the base of a wreath by folding an 8.5 x 11" piece of paper in half lengthwise. Cut a large half-circle along the outer edges. Then cut a smaller half-circle along the middle of the fold (when opened, the paper should look like a ring). Decorate the paper rings with the items you collected outside and hang somewhere in your home.
















To discover more about this amazing planet we call home, check out **PLUM LANDING** at [pbskids.org/plumlanding](https://pbskids.org/plumlanding) where you'll find games, videos and, of course, Plum!

# Biodiversity Bingo!



Exploring your world,  
one mission at a time  
[pbskids.org/plumlanding](http://pbskids.org/plumlanding)

<p><b>5 or more ants</b></p> 	<p><b>A bird HOPPING on the ground</b></p> 	<p><b>3 YELLOW flowers</b></p>	<p><b>An animal with 4 legs</b></p>	<p><b>A leaf with WAVY edges</b></p> 
<p><b>A leaf BIGGER than your hand</b></p>	<p><b>A WHITE flower</b></p>	<p><b>An animal MAKING a sound</b></p> 	<p><b>A leaf with SMOOTH edges</b></p> 	<p><b>An animal with 6 legs</b></p>
<p><b>An animal with 2 legs</b></p>	<p><b>A FLYING animal</b></p> 	<p><b>A flower with 6 or more PETALS</b></p> 	<p><b>An animal with 8 legs</b></p> 	<p><b>A leaf with POINTY edges</b></p> 
<p><b>An animal EATING a plant</b></p>	<p><b>A tree with SMOOTH bark</b></p> 	<p><b>A flower with 2 or more COLORS</b></p>	<p><b>A worm</b></p> 	<p><b>A tree with ROUGH or BUMPY bark</b></p>
<p><b>A tree TALLER than you are</b></p>	<p><b>A moth or butterfly</b></p> 	<p><b>Grass</b></p> 	<p><b>A leaf SMALLER than your hand</b></p>	<p><b>A leaf divided into SMALLER leaves</b></p>



**WGBH** PLUM LANDING is produced  
by WGBH Boston

MAJOR FUNDING



ADDITIONAL FUNDING



This PLUM LANDING material is based upon work supported by the National Science Foundation under Grant No. DRL-1114515. Any opinions, findings, and conclusions or recommendations expressed in this material are those of the author(s) and do not necessarily reflect the views of the National Science Foundation.

TM/© 2014 WGBH Educational Foundation