

handout

Plant Spotting Scavenger Hunt




Exploring your world,
one mission at a time
pbskids.org/plumlanding

What plants can you spot in your neighborhood?


For your favorite finds, take a picture, make a sketch, or show a friend.
If you find seeds, think about how they spread.



A plant that grew naturally on its own.



A plant that people planted.



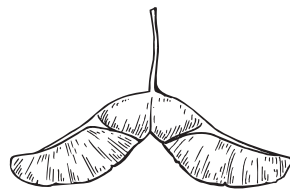
Berries or other fruits.



Seed pods (cases that hold seeds). **Open one!** (But only if it is already on the ground!)



Dandelions—yellow or white. **If white, blow on one.**



Seeds with one or two “wings” that twirl when you drop them.



Pine cones. **Are seeds tucked inside the scales?**



Grass that has “gone to seed” at the tips.



CONNECT WITH US



PLUM LANDING is produced
by WGBH Boston

MAJOR FUNDING



THE
Kendeda
FUND

Major Funding is provided by the National Science Foundation and The Kendeda Fund: furthering the values that contribute to a healthy planet