












# handout


## How Fast is Today's Wind?



Exploring your world,  
one mission at a time  
[pbskids.org/plumlanding](http://pbskids.org/plumlanding)

Look for signs of wind blowing outdoors. Use this chart to tell how fast the wind is blowing.

Wind Scale	How to Describe It	Outdoor Observations	Wind Speed (miles per hour)
	Calm	Flags and leaves have zero motion. Smoke and steam rise straight up.	0
	Light Air	Smoke and steam drifts.	1-3
	Light Breeze	Tree leaves shake gently. You can feel wind on your face.	4-7
	Gentle Breeze	Small twigs and flags are always moving.	8-12
	Moderate Breeze	Small branches move. Dust, leaves, and paper swirls up.	13-18
	Fresh Breeze	Small trees sway back and forth. A sailboat moves steadily on the water.	19-24
	Strong Breeze	Large branches move. Umbrellas might be torn away from you.	25-31
	Near Gale	Large trees sway back and forth. Walking is hard.	32-38
	Gale	Twigs break off trees. Walking is very hard.	39-46
	Severe Gale	Buildings are damaged. Wind can push you over.	47-54
	Storm	Trees break or uproot. More damage to buildings.	55-63



This is a simplified version of the Beaufort Wind Scale. You can access the full chart at [Wikipedia.org](http://Wikipedia.org) or in an almanac.



CONNECT WITH US



PLUM LANDING is produced  
by WGBH Boston

MAJOR FUNDING



Major Funding is provided by the National Science Foundation and The Kendeda Fund: furthering the values that contribute to a healthy planet

This PLUM LANDING material is based upon work supported by the National Science Foundation under Grant No. DRL-1516466. Any opinions, findings, and conclusions or recommendations expressed in this material are those of the author(s) and do not necessarily reflect the views of the National Science Foundation.

TM/© 2017 WGBH Educational Foundation.